

Flower Muffin Tin Redo

Oliver really enjoyed the flower themed muffin tin, and asked for it again.



In the upper left and right corners there are Ritz crackers with notched carrot slices and string cheese centers. The top center is popcorn. Bottom left is a Bologna rose, bottom center is chocolate pudding with a vanilla pudding piped flower and a marshmallow center. Bottom right is an apple sliced notched with a raisin center.

1 comment | October 7, 2010

Daisy Muffin Tin

I finally got the kids muffin tins spray painted. I also picked up some silicone muffin liners at Home Goods. They are flower shaped, so I decided to run with the theme and make a daisy/flower themed lunch.



Subscribe to 3inunder3 by Email

Categories

Select Category

How I Spend My Free Time

- Angry Chicken
- Anna Maria Horner
- Artsy Craftsy Babe
- Cathie Fillian
- Eddie Ross
- Heather Bailey
- How About Orange
- Ikea Hacker
- Juicy Bits
- Maya Made
- Me & T
- Not Martha
- One Pretty Thing
- Paint In My Hair
- Posie Gets Cozy
- Sew Mama Sew
- Vintage Dutch Girl
- Whip Up
- WordPress.com
- WordPress.org

My Etsy Store

Livvie Lee

People I Know

- Adventure Mom
- Big Binder
- Bowling Alley Brunch

The muffin tin colors aren't very fun. I just used what I had.




Sliced string cheese with a raisin center.






A piece of bread cut with a circle cookie cutter that I then notched with my kitchen scissors. The center is a little dollop of Merkt's port wine cheese.



Bologna with a string cheese center. I folded a circle of bologna in quarters and then cut petal shapes. Piper Ann told me it looked nothing like a flower. She said it looked like "a bandaid, when you need another one." I can't say I disagree!



-  [Good Idea Momma](#)
-  [Here's the Diehl](#)
-  [Hotomom](#)
-  [Kellogues](#)
-  [Mom to Two Boys](#)
-  [The Diaper Diaries](#)

Websites I Love

-  [Bee Square](#)
-  [STL Boutique Moms](#)
-  [Tonic Living](#)
-  [Young Rembrandts](#)

Archives

- [October 2010](#)
- [September 2010](#)
- [August 2010](#)
- [July 2010](#)
- [June 2010](#)
- [May 2010](#)
- [April 2010](#)
- [March 2010](#)
- [February 2010](#)
- [January 2010](#)
- [December 2009](#)
- [November 2009](#)
- [October 2009](#)
- [September 2009](#)
- [August 2009](#)
- [July 2009](#)
- [June 2009](#)
- [May 2009](#)
- [April 2009](#)
- [March 2009](#)
- [February 2009](#)
- [January 2009](#)
- [December 2008](#)
- [November 2008](#)
- [October 2008](#)
- [September 2008](#)
- [August 2008](#)
- [July 2008](#)
- [June 2008](#)



For dessert a little Reese's pieces flower. (suddenly, I love the purple, yellow and brown combo!)




The apples in peanut butter was kind of a stretch, but I tried.

[Add comment](#) | [October 7, 2010](#)

Oh Happy Day!

Look what I got in the mail!



I can't wait to start creating with these.

[Add comment](#) | [October 5, 2010](#)

Bookmarks

Cake Stands.

[May 2008](#)

[April 2008](#)

[March 2008](#)

[February 2008](#)

[January 2008](#)

[December 2007](#)

[November 2007](#)

[October 2007](#)

Top Posts

[Easy Felt Valentine's Pillow Tutorial](#)

[Flower Muffin Tin Redo](#)

[Chenille Carrot Tutorial](#)

["That Mom"](#)

[Oh Happy Day!](#)

[Polly's Pocket Purse-Tutorial](#)

[Scraps](#)

[Why I Love Swim Diapers...](#)

[Who Am I?](#)

[Hobby Hump Day-Patchwork Bulletin Board Tutorial](#)

Dollar store [serving dishes](#).

Cute, easy [pillow](#).

“Mercury glass” [pumpkins](#). I think paper mache pumpkins would work.

[Limoncello](#)

I have some old skeleton keys in a box somewhere. Now I know what [to do with them](#).

I love this adorable [skirt](#), and I know Piper Ann will too!

[Add comment](#) | [September 26, 2010](#)

Muffin Tin Madness

We’ve recently jumped on the “muffin tin” wagon here in the 3 in under 3 house and my kids LOVE it! It allows them a variety of foods for lunchtime in bite sized pieces. Here are a couple we’ve had lately.



Pretzel crackers with cream cheese “shmeared.” Peanut butter shmeared with bananas, turkey rolls, and frosted animal cookies.



Here we have cheez-its, graham crackers with yogurt for dipping, mini pb&j's, sliced peaches and tiny twizzlers for dessert.

I love thinking in miniature form. If I'm short a food item for one of the spaces, I just put a little juice glass in its place.

FYI, 6 holed muffin tins are a rarity. I have found them at the dollar store, but they rust easily. I think I may spray paint them and then use silicone muffin holders.

4 comments | September 22, 2010

Circle Quilt

Have you guys missed me? I've been too busy crafting to blog about crafting....? Anyway, I'm back.

I ran across this [quilt tutorial](#) and definitely wanted to give it a try. When I found out that one of my good friends had a girl, I knew I wanted to make a vintage version of it. I found some really cool feedsack scraps on ebay. Here's how it turned out.



There was definitely a lot of cutting taking place!





 [Add comment](#) |  September 20, 2010

Winner!

Emma who is a fan of Livvie Lee on [facebook](#) won the giveaway. Congratulations and thanks to everyone who entered!!

 [Add comment](#) |  September 8, 2010

Bookmarks

The Halloween catalogs have started coming. For my children these are more exciting than toy catalogs at Christmas. They've already changed their minds 10 times since the first catalog came last week. They keep asking me "when is Halloween?" I think I might make some sort of version of this [Halloween calendar](#), to remind them.

How cute are these [apple boxes](#)?

What a great [way](#) to make reverse applique circles.

[Cupcake bouquet](#).

Not that there's ever any wine left to cork, but just in case, how cute are [these](#)?

[Sunburst Mirror](#)

Adorable Halloween [hand towel](#).

I love this [pillow](#)

These [washer](#) bracelets are a great craft for kids and really cute too! Instead of sewing on velcro, I think I would just tie the ribbon around the wrist.

This [necklace](#) cool.

 [Add comment](#) |  September 7, 2010

Recipe Roundtable-Easy Corn Muffins



Ingredients:

2 boxes Jiffy corn muffin mix

1 can creamed corn

1 to 2 cups shredded cheddar cheese

Chopped jalapenos or bacon would make nice additions

Mix ingredients in a bowl and bake according to directions on box. I've made them in a 9x13 pan, as muffins and as mini muffins. All are delicious and kids love them.



 1 comment |  September 6, 2010

Peanut Butter and Jellidilla



Melt some butter in a pan



Smear a tortilla with some peanut butter and some delicious homemade mixed berry jam.



Fold the tortilla in half and brown in the melted butter



Sprinkle with powdered sugar and serve with a little dish of fruit.

The kids will wonder what they did to deserve this!

[← Previous Posts](#)

Theme: Blix by Sebastian Schmieg. . Blog at WordPress.com.